

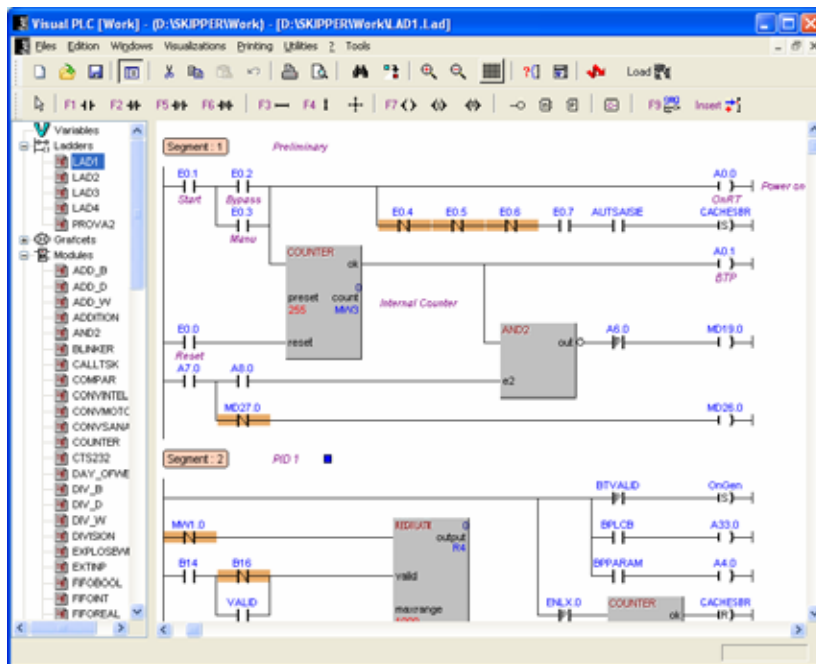
Visual PLC

The PC-Based Automation.

Visual PLC – an easy to use tool for complex real time applications



- Straightforward tried and tested programming using the latest cutting edge technical language in Ladder, Grafcet and Litteral packages.
- Library of ready to use functional modules, complete with source codes.
- 'On line' programming and modifications.
- Comprehensive simulation and de-debugging of your application.
- Facility for writing complex programs using the latest advanced IT language.
- External reference to programs contained in DLLs.
- Generates the optimised 32-bit machine code thanks to ARSoft's incremental compiler.
- Graphically integrated development environment.
- Fully compatible with programs written in Visual Pascal or Delphi.
- Unlimited number of variables. Directly Compatible with Visual IO
- Cycle time 1 ms.



Visual PLC's editor rolls user-friendliness and simplicity into one comprehensive package - no complex menu or time-consuming configuration is necessary. The automation variables command is followed directly by programming in whichever language you wish.



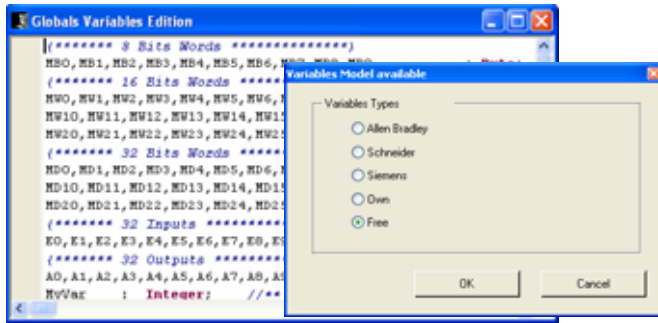
Visual PLC is
OPC server

Visual PLC, an easy to master tool

In practically no time and without any prior knowledge of the system you will be carrying out your first applications. The first phase is selecting the variables that will act as an image table for your physical I/Os. Then choose the language most adaptable to your automation. The scope of the languages that form the base of ARsoft's compiler allows you to manipulate all process variables in all forms (8/16/32 bits, bits in a word, reals, single, character strings, different arrays of types etc...) Each inputted program is compiled at speed, giving rise to a stand alone module that can be loaded up in the real time engine. These modules are freely distributable and useable in other applications that use the real time engine. Visual PLC includes a real stepping debugger. Watch all variables, place break points, and force values.

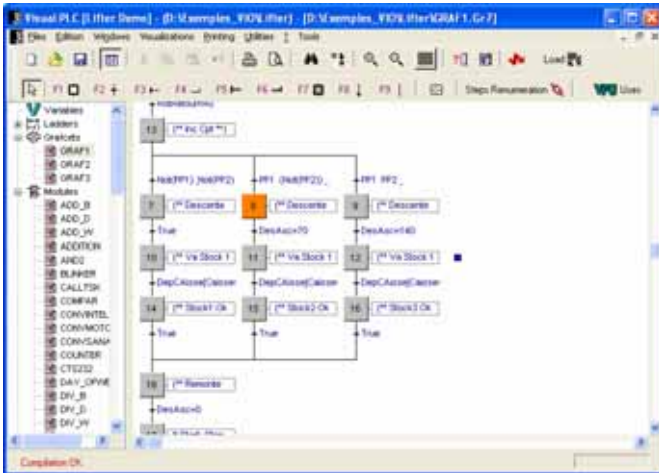
On-Line Modifications Automation at 1 ms

All is included in only one file – Visual PLC generate independent EXE Files



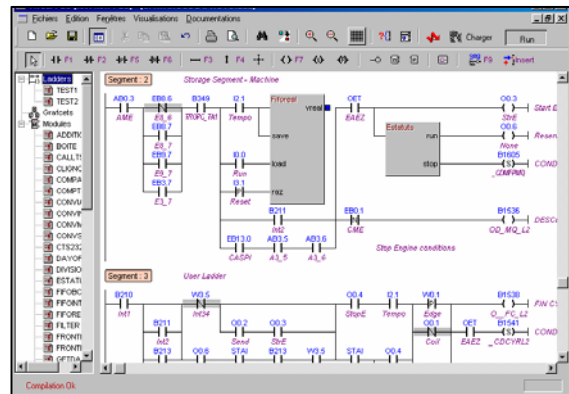
By clicking on the Global Variables icon, you can define your automation variables. Various masks of declaration of variables are proposed. All type of variables are available, from just simple bits to arrays through to character strings. The compilation of global variables enables the creation of a compiled block, independent of and operable by the real time engine or other visual I/O applications.

A simple grid of parameter setting, allows carrying out the link between the global variables and the remote I/O. This configurator allows to test the communication and to visualize the state of the inputs/outputs.

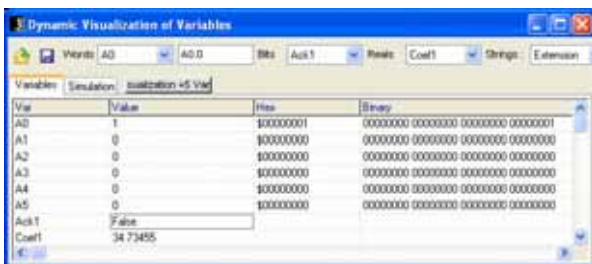
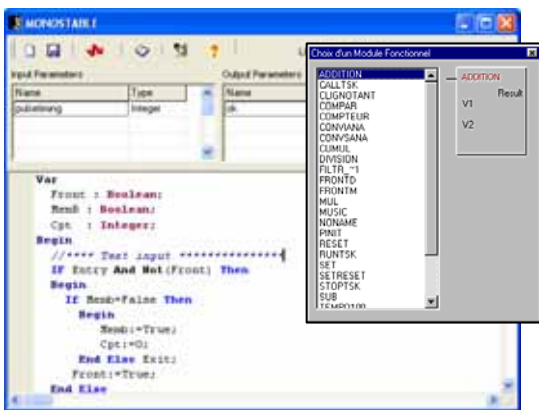


The Grafcet editor allows the programming of the Steps and the Transitions in advanced language or in Ladders. Each Grafcet comprises a bit grid, which the user can access from other programs for the testing or affecting of the steps involved. Each also has an integer board at its disposal that gives the time of activation for each step.

Visual PLC allows you to perform your programming using the Ladder diagram. The graphical editor allows all sorts of complex equations; such that there is an almost limitless number of a time. The use of functional modules opens a wide range of processing possibilities. The mouse can be used to carry out on variables affect operations and visual dynamics.



Visual PLC has a complete library of functional blocks, which you can enrich. In the editor of functional modules, you will define the input and output parameters and the source code of your module.



Visual PLC has the tools necessary to the development your applications. (Visudyn of variables, cross references, mnemonics, printing project)

